



INFLUENZA



Activity increased from previous week

0 outbreaks in the last 3 months

RSV



Activity increased from previous week

0 outbreaks in the last 3 months

COVID-19

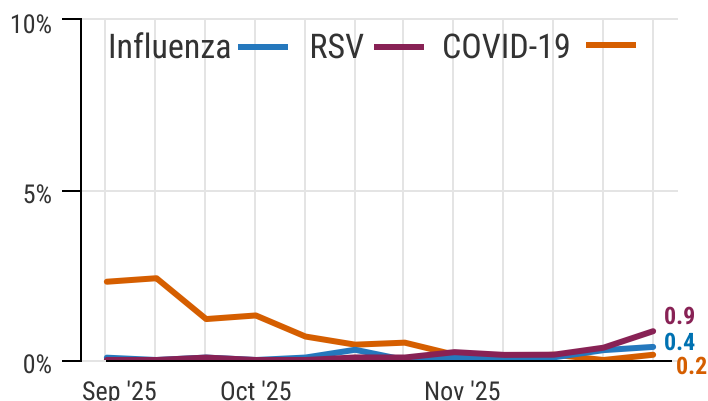


Activity increased from previous week

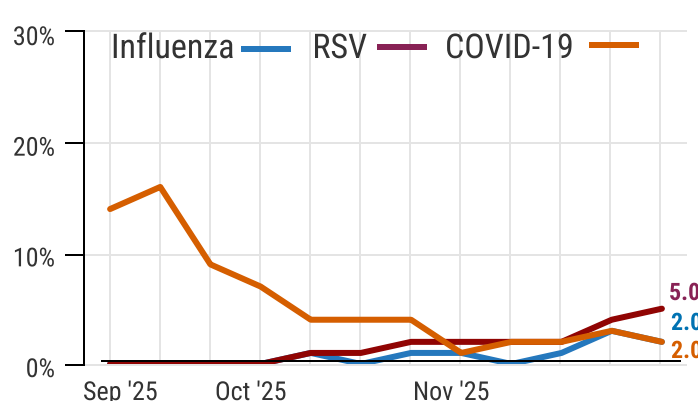
4 outbreaks in the last 3 months

Arrows reflect week-over-week change from % ED visits and % positive. Less than/greater than 10% = up/down arrow. Within 10% = about the same. For mixed results, arrow reflects greatest change.

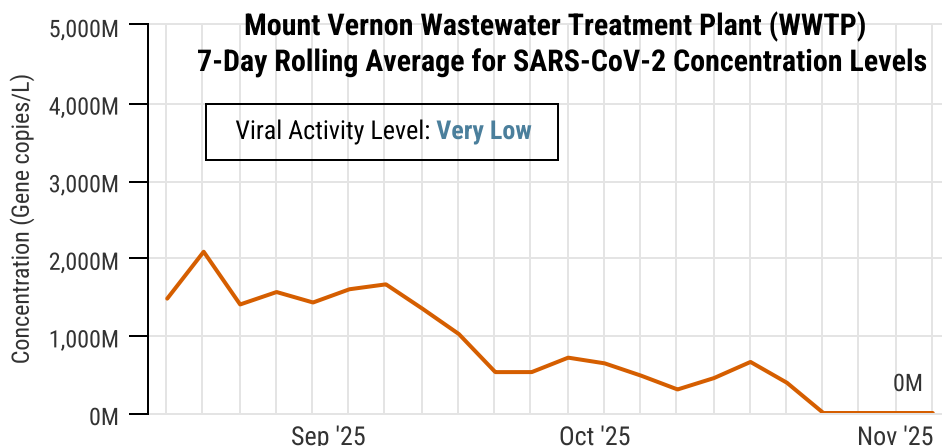
% ED Visits at Skagit County Hospitals



% Total Positive Tests at Skagit County hospitals

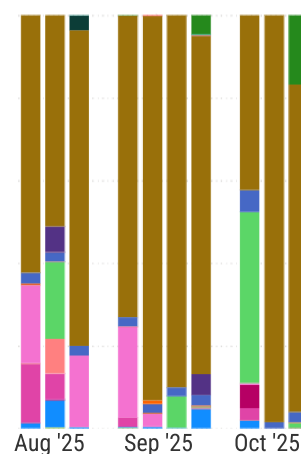


Mount Vernon Wastewater Treatment Plant (WWTP) 7-Day Rolling Average for SARS-CoV-2 Concentration Levels



Variants

- XFG "Stratus"
- XFY
- Unreportable
- NB.1.8.1
- LB.1
- JN.1.18
- JN.1
- XFC
- XDV.1
- LF.7

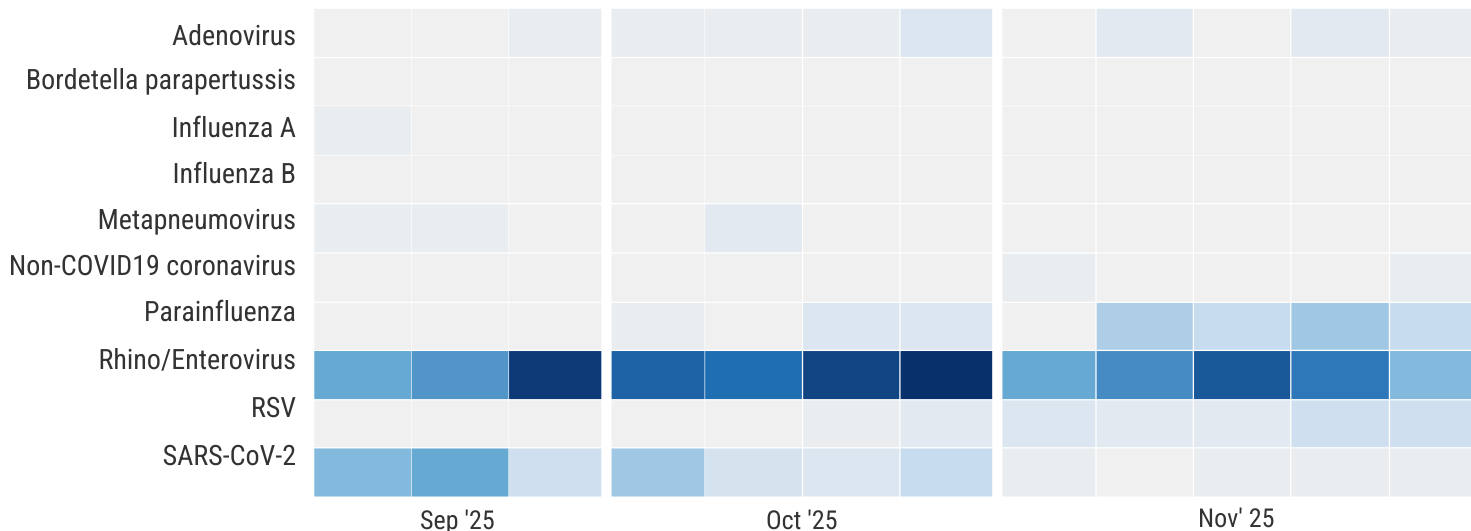


% positive

0% 5% 10% 15% 20%

Weekly Percent positivity rates of common respiratory pathogens

Respiratory PCR test data shared by Skagit Valley Hospital- IP/ED only



NOTE: The respiratory illness season typically runs from October 1 through May 31. SOURCE: Data are from ESSENCE syndromic surveillance system, WAWBE Waste Water Surveillance Program, and Skagit County hospital partners. [Questions?](#) Contact Skagit County Public Health: 360-416-1500 or CommunicableDisease@co.skagit.wa.us